

 **HEDSAM X**  
The background of the top section is a low-angle photograph of a modern building's glass and steel facade, with strong geometric lines and reflections.

The new-generation  
access control system

# Hedsam X

User manual, RA 7



Registrations by device report



Oy Hedengren Security Ab | Lauttasaarentie 50 | 00200 Helsinki  
[www.hedengrensecurity.fi](http://www.hedengrensecurity.fi)

## RA07\_HEDSAM X-WEB MANUAL\_v1.2\_FI.

### The amount of registrations on devices

Click on the main menu "Hedengren" icon.		<b>Reports</b>
And from the menu select "Reports".		
In the window that opens click "Registrations by device".		 Registrations by device

In the window that opens click "All". Here you can choose to view the registrations by week or year. Here week 26 is selected and therefore highlighted. This report will show the amount of registrations on all doors during this week.

With this report you can easily follow which areas/doors/rooms are mostly used.

Registrations by device

\* All

Registrations by device

Report timeframe: Week 26, 25.06.2018 - 01.07.2018, 00:00 - 23:59


Month

8 9 10 11 12 1 2 3 4 5 6 7 8 9 10 11 12 1 2 3 4

Week

16 17 18 19 20 21 22 23 24 25 26 27 28 29 30 31 32 33 34 35 36

Device	00	01	02	03	04	05	06	07	08	09	10	11	12	13	14	15	16	17	18	19	20	21	22	23	pcs
Meeting room																									0
Main entrance																									0
Side door																									0

Reports can be printed by clicking on this icon  up on the right.